

Sablayan Water District

WD PROFILE AS OF: SEPTEMBER 2020

Coverage:*	Municipality of Sablayan	Total Population:	83,109	No. Households:	16,621
CCC No.	197	Total No. of Barangays: *	22	Province:	Occidental Mindoro
Date Issued:	19-May-82	No. of Barangays Covered:**	22	Region:	IV-B
Date Formed:	17/11/1981	No. of Served Barangays:	11	Congressman:	Josephine Ramirez Sato
Date Filed:	02/03/1982	No. of Unserved Barangays:***	11	Governor:	Eduardo B. Gadiano
Category:	C	Population Served ****	25,530	Mayor:	Andres B. Dangeros
Date Categorized / Recategorized:		Oct-17	Credit Classification		
No. of Active Connections:	5,106	No. of Employees:	36	Employee/ S.C. Ratio	1 : 142

MANAGEMENT and BOARD COMPOSITION

General Manager:	Jose M. Abeleda, Jr.	Date of Appointment:	06/04/2017	Status:	Coterminous
Board of Directors:	Sector	Terms of Office	Position	Remarks	
Rosavilla V. Dalumpines	Education	01/01/19 to 12/31/24	Chairperson		
Miravilla V. Urieta	Women	01/01/19 to 12/31/24	Vice-Chairperson		
Joselito O. Digma	Professional	01/01/15 to 12/31/20	Secretary		
Edmundo M. Landicho	Business	01/01/15 to 12/31/20	Member		
Lucien M. Landicho	Civic	07/01/19 to 12/31/22	Member		
Appointing Authority:	Municipal Mayor	Board Per Diem:	P 3,150.00	Date Approved:	January 1, 2018

WATER RATES SCHEDULES

	Per P.H. Dated: October 17, 2018			Existing	Remarks
	2015	2017	2019		
Min. Charge	208.00	208.00	240.00	240.00	
11 - 20 cu.m.	23.00	23.00	26.55	26.55	
21 - 30 cu.m.	25.50	25.50	29.45	29.45	
31 - 40 cu.m.	27.50	27.50	31.80	31.80	
41 - up	29.50	29.50	34.15	34.15	
LWUA Approved:				Yes	Date of Effectivity: November 1, 2019

LOAN STATUS

	LWUA	NON-LWUA	Remarks
Total Loans Availed	P 6,999,999.00	P -	
Required Mo. Amortization	P 85,671.00	P -	LWUA Loan: Amortization payments
Projected Collection, (YTD)	P 771,039.00	P -	started on June 2016 and will end on May 2026
Actual Collection, (YTD)	P 771,039.00	P -	
Collection Efficiency, (YTD) %	100.00%	-	

FINANCIAL DATA

	YTD
Total Revenues	P 27,124,748.42
Total Expenses	P 23,501,531.19
Net Income	P 3,623,217.23
Receipts	P 28,228,295.34
Disbursements	P 28,940,036.34
Net Receipts/Disbursements	P (711,741.00)
Cash Balance, Beginning	P 1,400,008.74
Cash Balance, Ending	P 688,267.74
Cash Reserves (JSA)	P 4,139,031.34
Other Reserves:	n/a

Performance Indicators

Performance Indicators	Actual	Benchmarks
Net Income Ratio	0.14	
Operating Ratio	0.86	0.75
Current Ratio	2.16:1	1.5:1
Collection Ratio	97.00%	90% - 100%
Cash Reserve (JSA = % of Gross Revenue)	3%	3% - 10%
Debt Service	Current	Current
NRW, %	12.42%	<19%
Production / Demand	120 lpcd	100 lpcd
BactiTest Reports (C/R) %	9/12	12/12
Residual Chlorine	0.30	@ least 0.3 ppm
No. of Hours of Water Service	24hrs @ 20psi	24hrs @ 10psi
Staffing Ratio	142:1	100-120:1

TECHNICAL DATA

No. of Source/s of Supply	Rated Capacity
Spring/s:	0 lps
Wells:	10 lps
Surface:	0 lps
Storage Facilities	450 m ³
Total Water Production, YTD	947,650.071 m ³
Total Water Billed, YTD	829,912.000 m ³
Treatment Facilities (Type)	Filtering Equipment

Water Supply Improvement / Development Projects

	Ongoing Project	Proposed Project
POW Cost	Php25,000,000.00	Php6,500,000.00
Source of Funds	LWUA	PGO
Date of Implementation	2020 - 2021	2021
Target Date of Completion	2021-2022	2022
Projected Additional S.C.	1,050	500
Additional Supply Capacity	70 lps	20 lps


ISSUES AND CONCERNS:

- Expansion projects of remaining 5 waterless barangays
- Construction of additional back up water source in Town Proper


RECOMMENDED COURSE/S OF ACTION

- Additional loan from LWUA
- Funded from agency General Fund / LWUA

Prepared by:


SHARON P. ESTACION
 Sr. Accounting Processor A

Noted by:


JOSE M. ABELEDA, JR.
 General Manager C

Sablayan Water District

WD PROFILE AS OF: JUNE 2020

Coverage:*	Municipality of Sablayan	Total Population:	83,109	No. Households:	16,621
CCC No.	197	Total No. of Barangays: *	22	Province:	Occidental Mindoro
Date Issued:	19-May-82	No. of Barangays Covered:**	22	Region:	IV-B
Date Formed:	17/11/1981	No. of Served Barangays:	11	Cong. District:	Lone
Date Filed:	02/03/1982	No. of Unserved Barangays:***	11	Congressman:	Josephine Ramirez Sato
Category:	C	Population Served ****	25,790	Governor:	Eduardo B. Gadiano
				Mayor:	Andres B. Dangeros

Date Categorized / Recategorized:	Oct-17	Credit Classification	
No. of Active Connections:	5,158	No. of Employees:	35
		Employee/ S.C. Ratio	1 : 147

MANAGEMENT and BOARD COMPOSITION

General Manager:	Jose M. Abeleda, Jr.	Date of Appointment:	06/04/2017	Status:	Coterminous
Board of Directors:	Sector	Terms of Office	Position	Remarks	
Rosavilla V. Dalumpines	Education	01/01/19 to 12/31/24	Chairperson		
Miravilla V. Urieta	Women	01/01/19 to 12/31/24	Vice-Chairperson		
Joselito O. Digma	Professional	01/01/15 to 12/31/20	Secretary		
Edmundo M. Landicho	Business	01/01/15 to 12/31/20	Member		
Lucien M. Landicho	Civic	07/01/19 to 12/31/22	Member		
Appointing Authority:	Municipal Mayor	Board Per Diem:	P 3,150.00	Date Approved:	January 1, 2018

WATER RATES SCHEDULES

	Per P.H. Dated: October 17, 2018			Existing	Remarks
	2015	2017	2019		
Min. Charge	208.00	208.00	240.00	240.00	
11 - 20 cu.m.	23.00	23.00	26.55	26.55	
21 - 30 cu.m.	25.50	25.50	29.45	29.45	
31 - 40 cu.m.	27.50	27.50	31.80	31.80	
41 - up	29.50	29.50	34.15	34.15	
	LWUA Approved:			Yes	Date of Effectivity: November 1, 2019

LOAN STATUS

	LWUA	NON-LWUA	Remarks
Total Loans Availed	P 6,999,999.00	P -	
Required Mo. Amortization	P 85,671.00	P -	LWUA Loan: Amortization payments
Projected Collection, (YTD)	P 514,026.00	P -	started on June 2016 and will end on May 2026
Actual Collection, (YTD)	P 514,026.00	P -	
Collection Efficiency, (YTD) %	100.00%	-	

FINANCIAL DATA

	YTD
Total Revenues	P 18,179,515.30
Total Expenses	P 15,422,987.50
Net Income	P 2,756,527.80
Receipts	P 18,794,651.91
Disbursements	P 18,811,302.70
Net Receipts/Disbursements	P (16,650.79)
Cash Balance, Beginning	P 1,400,008.74
Cash Balance, Ending	P 1,383,357.95
Cash Reserves (JSA)	P 2,843,837.99
Other Reserves:	n/a

Performance Indicators

	Actual	Benchmarks
Net Income Ratio	0.16	
Operating Ratio	0.84	0.75
Current Ratio	2.06:1	1.5:1
Collection Ratio	93.50%	90% - 100%
Cash Reserve (JSA = % of Gross Revenue)	3%	3% - 10%
Debt Service	Current	Current
NRW, %	11.10%	<19%
Production / Demand	110 lpcd	100 lpcd
BactiTest Reports (C/R) %	6/12	12/12
Residual Chlorine	0.30	@ least 0.3 ppm
No. of Hours of Water Service	24hrs @ 20psi	24hrs @ 10psi
Staffing Ratio	147:1	100-120:1

TECHNICAL DATA

No. of Source/s of Supply	Rated Capacity
Spring/s:	0 lps
Wells:	10 98 lps
Surface:	0 0 lps
Storage Facilities	450 m ³
Total Water Production, YTD	616,640.271 m ³
Total Water Billed, YTD	548,215.000 m ³
Treatment Facilities (Type)	Filtering Equipment

Water Supply Improvement / Development Projects

	Ongoing Project	Proposed Project
POW Cost	Php25,000,000.00	Php6,500,000.00
Source of Funds	LWUA	PGO
Date of Implementation	2020 - 2021	2021
Target Date of Completion	2021-2022	2022
Projected Additional S.C.	1,050	200
Additional Supply Capacity	70 lps	20 lps


ISSUES AND CONCERNS:

- Expansion projects of remaining 5 waterless barangays
- Construction of additional back up water source in Town Proper


RECOMMENDED COURSE/S OF ACTION

- Additional loan from LWUA
- Funded from agency General Fund / LWUA

Prepared by:


SHARON P. ESTACION
 Sr. Accounting Processor A

Noted by:


JOSE M. ABELEDA, JR.
 General Manager C

Sablayan Water District

WD PROFILE AS OF: MARCH 2020

Coverage:*	Municipality of Sablayan	Total Population:	83,109	No. Households:	16,621
CCC No.	197	Total No. of Barangays: *	22	Province:	Occidental Mindoro
Date Issued:	19-May-82	No. of Barangays Covered:**	22	Region:	IV-B
Date Formed:	17/11/1981	No. of Served Barangays:	11	Cong. District:	Lone
Date Filed:	02/03/1982	No. of Unserved Barangays:***	11	Congressman:	Josephine Ramirez Sato
Category:	C	Population Served ****	25,725	Governor:	Eduardo B. Gadiano
		Mayor:	Andres B. Dangeros		
Date Categorized / Recategorized:		Oct-17	Credit Classification		
No. of Active Connections:	5,145	No. of Employees:	35	Employee/ S.C. Ratio	1 : 147

MANAGEMENT and BOARD COMPOSITION

General Manager:	Jose M. Abeleda, Jr.	Date of Appointment:	06/04/2017	Status:	Coterminous
Board of Directors:	Sector	Terms of Office	Position	Remarks	
Rosavilla V. Dalumpines	Education	01/01/19 to 12/31/24	Chairperson		
Miravilla V. Urieta	Women	01/01/19 to 12/31/24	Vice-Chairperson		
Joselito O. Digma	Professional	01/01/15 to 12/31/20	Secretary		
Edmundo M. Landicho	Business	01/01/15 to 12/31/20	Member		
Lucien M. Landicho	Civic	07/01/19 to 12/31/22	Member		
Appointing Authority:	Municipal Mayor	Board Per Diem:	P 3,150.00	Date Approved:	January 1, 2018

WATER RATES SCHEDULES

	Per P.H. Dated: October 17, 2018			Existing	Remarks
	2015	2017	2019		
Min. Charge	208.00	208.00	240.00	240.00	
11 - 20 cu.m.	23.00	23.00	26.55	26.55	
21 - 30 cu.m.	25.50	25.50	29.45	29.45	
31 - 40 cu.m.	27.50	27.50	31.80	31.80	
41 - up	29.50	29.50	34.15	34.15	
LWUA Approved:				Yes	Date of Effectivity: November 1, 2019

LOAN STATUS

	LWUA	NON-LWUA	Remarks
Total Loans Availed	P 6,999,999.00	P -	
Required Mo. Amortization	P 85,671.00	P -	LWUA Loan: Amortization payments
Projected Collection, (YTD)	P 257,013.00	P -	started on June 2016 and will end on May 2026
Actual Collection, (YTD)	P 257,013.00	P -	
Collection Efficiency, (YTD) %	100.00%	-	

FINANCIAL DATA

	YTD
Total Revenues	P 9,275,682.34
Total Expenses	P 7,616,914.28
Net Income	P 1,658,768.06
Receipts	P 9,647,882.96
Disbursements	P 10,486,287.37
Net Receipts/Disbursements	P (838,404.41)
Cash Balance, Beginning	P 1,400,008.74
Cash Balance, Ending	P 561,604.33
Cash Reserves (JSA)	P 2,704,393.27
Other Reserves:	n/a

Performance Indicators

	Actual	Benchmarks
Net Income Ratio	0.19	
Operating Ratio	0.81	0.75
Current Ratio	1.72:1	1.5:1
Collection Ratio	89.44%	90% - 100%
Cash Reserve (JSA = % of Gross Revenue)	3%	3% - 10%
Debt Service	Current	Current
NRW, %	11.72%	<19%
Production / Demand	120 lpcd	100 lpcd
BactiTest Reports (C/R) %	3/12	12/12
Residual Chlorine	0.30	@ least 0.3 ppm
No. of Hours of Water Service	24hrs @ 20psi	24hrs @ 10psi
Staffing Ratio	147:1	100-120:1

TECHNICAL DATA

No. of Source/s of Supply	Rated Capacity
Spring/s:	0 lps
Wells:	11 105 lps
Surface:	0 lps
Storage Facilities	450 m ³
Total Water Production, YTD	319,772.004 m ³
Total Water Billed, YTD	282,293.000 m ³
Treatment Facilities (Type)	Filtering Equipment

Water Supply Improvement / Development Projects

	Ongoing Project	Proposed Project
POW Cost	Php25,000,000.00	Php6,500,000.00
Source of Funds	LWUA	PGO
Date of Implementation	2020 - 2021	2021
Target Date of Completion	2021-2022	2022
Projected Additional S.C.	1,050	200
Additional Supply Capacity	70 lps	20 lps


ISSUES AND CONCERNS:

- Expansion projects of remaining 3 waterless barangays
- Construction of Panapugan Water Source in Brgy. Poblacion


RECOMMENDED COURSE/S OF ACTION

- Additional loan from LWUA
- Funded from agency General Fund

Prepared by:


SHARON P. ESTACION
 Sr. Accounting Processor A

Prepared by:


JOSE M. ABELEDA, JR.
 General Manager