

Commission on Audit  
Regional Office IV-B  
Quarterly Report on Government Projects/Programs/Activities  
For the 1st Quarter, CY 2016

Agency/Address	Project/Program/Activity Name	No. of Projects	Location	Total Cost	Date Started	No. of Extensions	Target Completion Date	Project Status		Remarks
								% of Completion	Total Cost Incurred to Date	
OCC. MINDORO										
Sablayan Water District	San Francisco Source Development	1	Brgy. San Francisco	200,000.00	November 14, 2014	1	June 30, 2016	12.19%	24,388.09	
Sablayan Water District	Sitio Tuburan (Grand Terminal) Ext. Proj.	2	Sitio Tuburan, Brgy. Poblacion	80,000.00	May 4, 2015	2	April 30, 2016	46.23%	36,981.14	
Sablayan Water District	Sta. Lucia Source Development	3	Brgy. Sta. Lucia	200,000.00	July 23, 2015	3	June 30, 2016	12.90%	25,808.74	
Sablayan Water District	Construction of CR at Office' Garage	4	SWD Office, Brgy. Buenavista	53,340.00	January 29, 2016	4	March 31, 2016	100.00%	56,583.50	
Sablayan Water District	Tuban Zone V-B Extension Project	5	Brgy. Tuban, Zone V-B	173,947.00	February 4, 2016	5	February 29, 2016	100.00%	142,860.00	
Sablayan Water District	Tagumpay Expansion Project	6	Brgy. Tagumpay	**	February 5, 2015	6	May 31, 2016	**	547,859.29	
Sablayan Water District	Macambang Extension Project	7	Sitio Macambang, Brgy. Buenavista	69,807.00	March 5, 2016	7	March 31, 2016	100.00%	72,342.38	
Sablayan Water District	Source Development at Sitio Tuburan	8	Sitio Tuburan, Brgy. Poblacion	200,000.00	March 10, 2016	8	June 30, 2016	0.70%	1,400.00	
Sablayan Water District	Construction of New Well at Delta PH	9	Brgy. Ligaya	300,000.00	April 20, 2015	9	May 31, 2016	30.99%	92,982.97	
Sablayan Water District	Gen. Emilio Aguinaldo Exp. Project	10	Brgy. Gen. Emilio Aguinaldo	**	August 15, 2015	10	May 31, 2016	**	75,212.41	
Total				Php 1,277,094.00					Php 1,076,418.52	


Prepared by:

  
**MICHAEL U. QUINATADCAN**  
Administrative Services Assistant B

Checked by:

  
**MARLYN E. CADAPAN**  
Administrative Services Chief C

Noted by:

  
**JOSE M. ABELEDA, JR.**  
General Manager


\*\* Subject for finalization

Commission on Audit  
Regional Office IV-B  
Quarterly Report on Government Projects/Programs/Activities  
For the 2nd Quarter, CY 2016

Annex "B"

Agency/Address	Project/Program/Activity Name	No. of Projects	Location	Total Cost	Date Started	No. of Extensions	Target Completion Date	Project Status		Remarks
								% of Completion	Total Cost Incurred as of May, 2016	
OCC. MINDORO										
Sablayan Water District	Source Development at San Francisco	1	Brgy. San Francisco	200,000.00	November 14, 2014	1	**	12.19%	24,388.09	
Sablayan Water District	Tagumpay Epansion Project	2	Brgy. Tagumpay	2,554,747.83	February 5, 2015	2	*October 31, 2016	24.02%	613,636.98	
Sablayan Water District	Construction of New Well at Delta PH	3	Brgy. Ligaya	300,000.00	April 20, 2015	3	**	31.36%	94,082.97	
Sablayan Water District	Sitio Tuburan (Grand Terminal) Ext. Proj.	4	Sitio Tuburan, Brgy. Poblacion	80,000.00	May 4, 2015	4	**	46.23%	36,981.14	
Sablayan Water District	Sta. Lucia Source Development	5	Brgy. Sta. Lucia	200,000.00	July 23, 2015	5	**	12.90%	25,808.74	
Sablayan Water District	Gen. Emilio Aguinaldo Exp. Project	6	Brgy. Gen. Emilio Aguinaldo	2,620,995.73	August 15, 2015	6	*October 31, 2016	3.24%	85,051.19	
Sablayan Water District	Construction of CR at Office' Garage	7	SWD Office, Brgy. Buenavista	53,340.00	January 29, 2016	7	March 31, 2016	100.00%	56,583.50	
Sablayan Water District	Construction of Cashier's Booth	8	SWD Office, Brgy. Buenavista	15,879.00	January 29, 2016	8	February 17, 2016	100.00%	11,831.00	
Sablayan Water District	Construction of Stockroom (at Garage)	9	SWD Office, Brgy. Buenavista	32,493.00	January 29, 2016	9	March 1, 2016	100.00%	21,257.50	
Sablayan Water District	Tuban Zone V-B Extension Project	10	Brgy. Tuban, Zone V-B	173,947.00	February 4, 2016	10	February 29, 2016	100.00%	142,860.00	
Sablayan Water District	Macambang Extension Project	11	Sitio Macambang, Brgy. Buenavista	69,807.00	March 5, 2016	11	March 31, 2016	100.00%	72,342.28	
Sablayan Water District	Source Development at Sitio Tuburan	12	Sitio Tuburan, Brgy. Poblacion	200,000.00	March 10, 2016	12	*October 31, 2016	7.18%	14,350.79	
Sablayan Water District	Panapugan 2 Extension Project	13	Sitio Panapugan, Brgy. Poblacion	94,106.20	May 11, 2016	13	May 31, 2016	100.00%	115,338.93	
Sablayan Water District	Fort Paraw Extension Project	14	Sitio Fort Paraw, Brgy. Sto. Niño	100,787.00	***	14	***	0.00%	-	
Sablayan Water District	Source Development at Punta Lucia	15	Punta Lucia, Brgy. Sta. Lucia	50,000.00	***	15	***	0.00%	-	
Total				Php 6,595,315.76					Php 1,314,513.11	


Prepared by:

  
**MICHAEL U. QUINATADCAN**  
Admin. Services. Assist. B

Checked by:

  
**MARLYN E. CADAPAN**  
Admin. Services Chief C

Noted by:


  
**JOSE M. ABELEDA, JR.**  
General Manager

- \* Extended due to positive result of bacteriological test.
- \*\* Postponed due to prioritization of Tagumpay and Gen. Emilio Aguinaldo Expansion Project and Source Development at Sitio Tuburan.
- \*\*\* Not yet started


Commission on Audit  
Regional Office IV-B  
Quarterly Report on Government Projects/Programs/Activities  
For the 3<sup>rd</sup> Quarter, CY 2016

Agency/Address	Project/Program/Activity Name	No. of Projects	Location	Total Cost as per POW	Date Started	No. of Extensions	Target Completion Date	Project Status		Remarks
								% of Completion	Total Cost Incurred as of August, 2016	
OCC. MINDORO										
Sablayan Water District	Source Development at San Francisco	1	Brgy. San Francisco	200,000.00	November 14, 2014	1	**	12.19%	24,388.09	
Sablayan Water District	Tagumpay Epsansion Project	2	Brgy. Tagumpay	2,154,935.60	February 5, 2015	2	*October 31, 2016	66.55%	1,434,139.52	
Sablayan Water District	Construction of New Well at Delta PH	3	Brgy. Ligaya	300,000.00	April 20, 2015	3	**	31.36%	94,082.97	
Sablayan Water District	Sitio Tuburan (Grand Terminal) Ext. Proj.	4	Sitio Tuburan, Brgy. Poblacion	80,000.00	May 4, 2015	4	**	46.23%	36,981.14	
Sablayan Water District	Sta. Lucia Source Development	5	Brgy. Sta. Lucia	200,000.00	July 23, 2015	5	**	12.90%	25,808.74	
Sablayan Water District	Gen. Emilio Aguinaldo Exp. Project	6	Brgy. Gen. Emilio Aguinaldo	2,218,097.23	August 15, 2015	6	*October 31, 2016	30.06%	666,694.79	
Sablayan Water District	Construction of CR at Office' Garage	7	SWD Office, Brgy. Buenavista	53,340.00	January 29, 2016	7	March 31, 2016	100.00%	56,583.50	
Sablayan Water District	Construction of Cashier's Booth	8	SWD Office, Brgy. Buenavista	15,879.00	January 29, 2016	8	February 17, 2016	100.00%	11,831.00	
Sablayan Water District	Construction of Stockroom (at Garage)	9	SWD Office, Brgy. Buenavista	32,493.00	January 29, 2016	9	March 1, 2016	100.00%	21,257.50	
Sablayan Water District	Tuban Zone V-B Extension Project	10	Brgy. Tuban, Zone V-B	173,947.00	February 4, 2016	10	February 29, 2016	100.00%	142,860.00	
Sablayan Water District	Macambang Extension Project	11	Sitio Macambang, Brgy. Buenavista	69,807.00	March 5, 2016	11	March 31, 2016	100.00%	72,342.28	
Sablayan Water District	Source Development at Sitio Tuburan	12	Sitio Tuburan, Brgy. Poblacion	200,000.00	March 10, 2016	12	*October 31, 2016	12.95%	25,896.91	
Sablayan Water District	Panapugan 2 Extension Project	13	Sitio Panapugan, Brgy. Poblacion	94,106.20	May 11, 2016	13	July 8, 2016	100.00%	120,153.93	
Sablayan Water District	Fort Paraw Extension Project	14	Sitio Fort Paraw, Brgy. Sto. Niño	100,787.00	July 4, 2016	14	August 15, 2016	100.00%	87,519.72	
Sablayan Water District	Poblacion - San Sebastian Trans. Line	15	Brgy. Poblacion	165,000.00	August 19, 2016	15	November 15, 2016	39.20%	64,673.19	
Total				<b>Php 5,792,605.03</b>					<b>Php 2,885,213.28</b>	


Prepared by:

  
**MICHAEL U. QUINATADCAN**  
Admin. Services Assis. B

Checked by:

  
**MARLYN E. CADAPAN**  
Admin. Services Chief C

Noted by:

  
**JOSE M. ABELEDA, JR.**  
General Manager

\* Extended due to positive result of bacteriological test.

\*\* Postponed due to prioritization of Tagumpay and Gen. Emilio Aguinaldo Expansion Project and Source Development at Sitio Tuburan.

\*\*\* Not yet started



Commission on Audit  
Regional Office IV-B  
Quarterly Report on Government Projects/Programs/Activities  
For the 4<sup>th</sup> Quarter, CY 2016

Agency/Address	Project/Program/Activity Name	No. of Projects	Location	Total Cost as per POW	Date Started	No. of Extensions	Target Completion Date	Project Status		Remarks
								% of Completion	Total Cost Incurred as of November, 2016	
OCC. MINDORO										
Sablayan Water District	Source Development at San Francisco	1	Brgy. San Francisco	200,000.00	November 14, 2014	1	October 31, 2016	100.00%	53,549.28	
Sablayan Water District	Tagumpay Epansion Project	2	Brgy. Tagumpay	2,154,935.60	February 5, 2015	2	October 31, 2016	100.00%	1,633,253.36	
Sablayan Water District	Construction of New Well at Delta PH	3	Brgy. Ligaya	300,000.00	April 20, 2015	3	**March 31, 2017	28.04%	84,107.97	**
Sablayan Water District	Sitio Tuburan (Grand Terminal) Ext. Proj.	4	Sitio Tuburan, Brgy. Poblacion	80,000.00	May 4, 2015	4	October 31, 2016	100.00%	36,981.14	
Sablayan Water District	Sta. Lucia Source Development	5	Brgy. Sta. Lucia	200,000.00	July 23, 2015	5	**April 30, 2017	12.90%	25,808.74	**
Sablayan Water District	Gen. Emilio Aguinaldo Exp. Project	6	Brgy. Gen. Emilio Aguinaldo	2,218,097.23	August 15, 2015	6	*March 31, 2017	32.66%	724,376.94	*
Sablayan Water District	Construction of CR at Office' Garage	7	SWD Office, Brgy. Buenavista	53,340.00	January 29, 2016	7	March 31, 2016	100.00%	56,583.50	
Sablayan Water District	Construction of Cashier's Booth	8	SWD Office, Brgy. Buenavista	15,879.00	January 29, 2016	8	February 17, 2016	100.00%	11,831.00	
Sablayan Water District	Construction of Stockroom (at Garage)	9	SWD Office, Brgy. Buenavista	32,493.00	January 29, 2016	9	March 1, 2016	100.00%	21,257.50	
Sablayan Water District	Tuban Zone V-B Extension Project	10	Brgy. Tuban, Zone V-B	173,947.00	February 4, 2016	10	February 29, 2016	100.00%	142,860.00	
Sablayan Water District	Macambang Extension Project	11	Sitio Macambang, Brgy. Buenavista	69,807.00	March 5, 2016	11	March 31, 2016	100.00%	72,342.28	
Sablayan Water District	Source Development at Sitio Tuburan	12	Sitio Tuburan, Brgy. Poblacion	200,000.00	March 10, 2016	12	*June 30, 2017	22.46%	44,915.61	*
Sablayan Water District	Panapugan 2 Extension Project	13	Sitio Panapugan, Brgy. Poblacion	94,106.20	May 11, 2016	13	July 8, 2016	100.00%	120,153.93	
Sablayan Water District	Fort Paraw Extension Project	14	Sitio Fort Paraw, Brgy. Sto. Niño	100,787.00	July 4, 2016	14	August 15, 2016	100.00%	87,519.72	
Sablayan Water District	Poblacion - San Sebastian Trans. Line	15	Brgy. Poblacion	165,000.00	August 19, 2016	15	November 15, 2016	100.00%	189,648.54	
Total				Php 5,792,605.03					Php 3,305,189.51	

Prepared by:

**MICHAEL U. QUINATADCAN**

Admin. Services. Assist. B

Checked by:

**MARLYN E. CADAPAN**

Admin. Services Chief C

Noted by:

**JOSE M. ABELEDA, JR.**

General Manager

- \* Extended due to positive result of bacteriological test.
- \*\* Postponed due to prioritization of Brgy. Tagumpay Expansion Project.